

Model277 – Bağlantı aşamaları için LED durumları



Model277 RS323/485/422 to fiber çeviriciyi devreye alma aşamasında, sırasıyla şu durumlar gözlenir:

1. Enerji bağlantısı düzgün yapıldı -----> Power LED yeşil yanar, RX yeşil yanar, TX sönük
2. Çapraz olarak fiber bağlantısı yapıldı -----> Power LED yeşil yanar, RX söner, TX sönük
3. Seri data bağlantı yapıldı ve data geçiyor -----> Power LED yeşil yanar, RX pırpır, TX pırpır

Address : Perpa Ticaret Merkezi, A Blok No.516 Şişli/İstanbul | Tel : +90 212 3204030 | Fax : +90212 3200255 | e-mail : info@telkolink.com

www.telkolink.com

© 2009 telcolink Inc. All rights reserved. Information in this document is subject to change without notice. All company names, logos, and product designs that are trademarks or registered trademarks are the property of their respective owners. 617-000175 Rev. C



Seri port tarafı ve fiber optik port tarafı için bağlantı şekilleri aşağıdaki şemalarda gösterilmiştir:

RS232-FIBER-MM

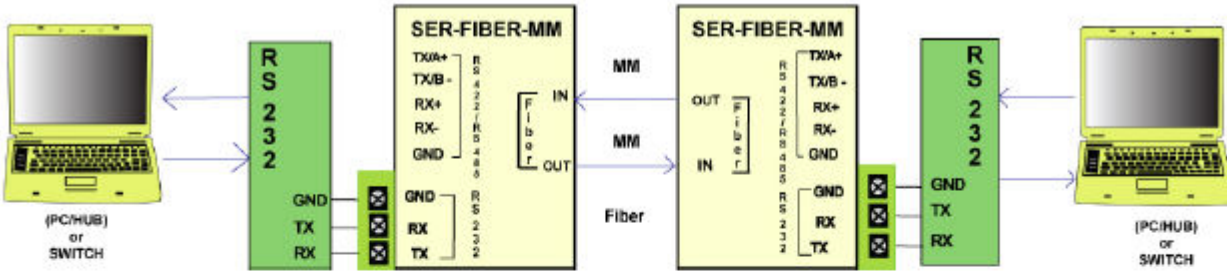


FIGURE 1: EXTENDING RS-232 DATA DISTANCE

RS485-FIBER-MM

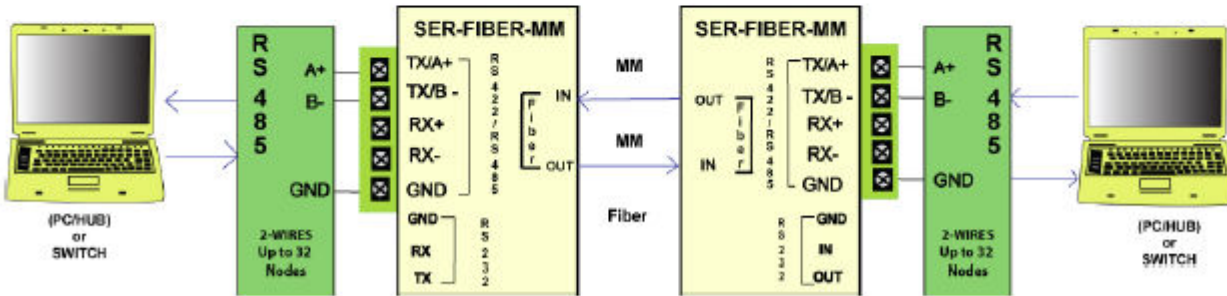


FIGURE 2: EXTENDING RS-485 DATA DISTANCE

RS422-FIBER-MM

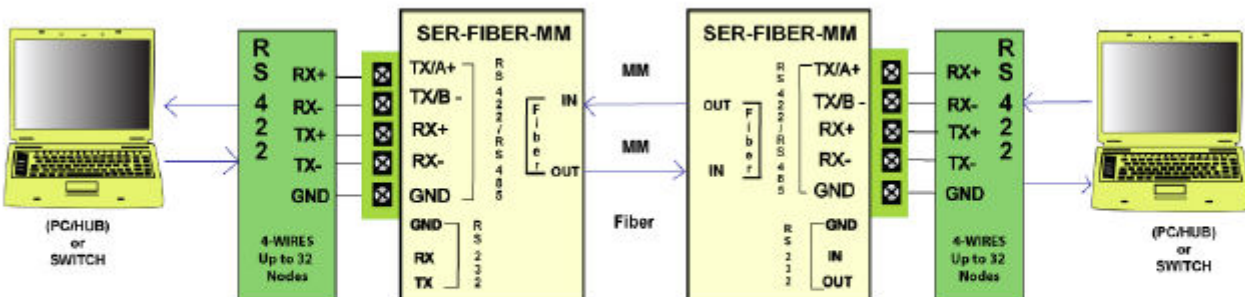


FIGURE 3: EXTENDING RS-422 DATA DISTANCE

Address : Perpa Ticaret Merkezi, A Blok No.516 Şişli/İstanbul | Tel : +90 212 3204030 | Fax : +90212 3200255 | e-mail : info@telkolink.com

www.telkolink.com

© 2009 telcolink Inc. All rights reserved. Information in this document is subject to change without notice. All company names, logos, and product designs that are trademarks or registered trademarks are the property of their respective owners. 617-000175 Rev. C

Quality Link Connections

